

The Southeast's  
Leading  
Auto Bank

**AB** DEALER  
SELECT

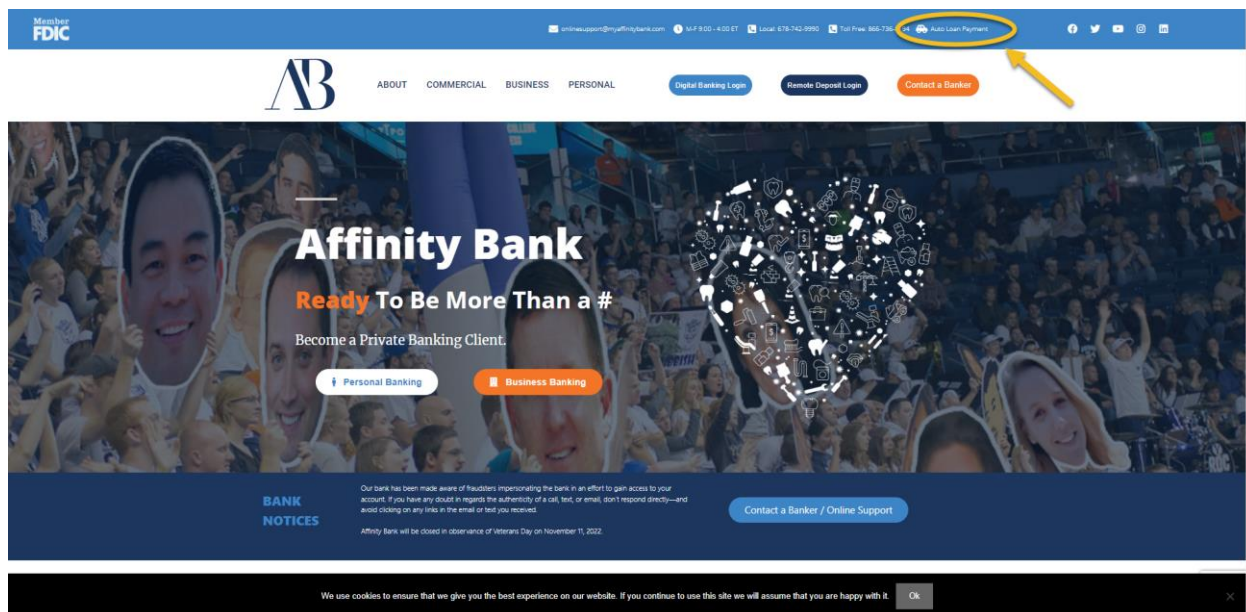
# **A STEP-BY-STEP GUIDE** **PAYING AUTO LOANS** **WITH A CHECK** **OR A CREDIT CARD** **OR A DEBIT CARD**

**READY WHEN YOU ARE**

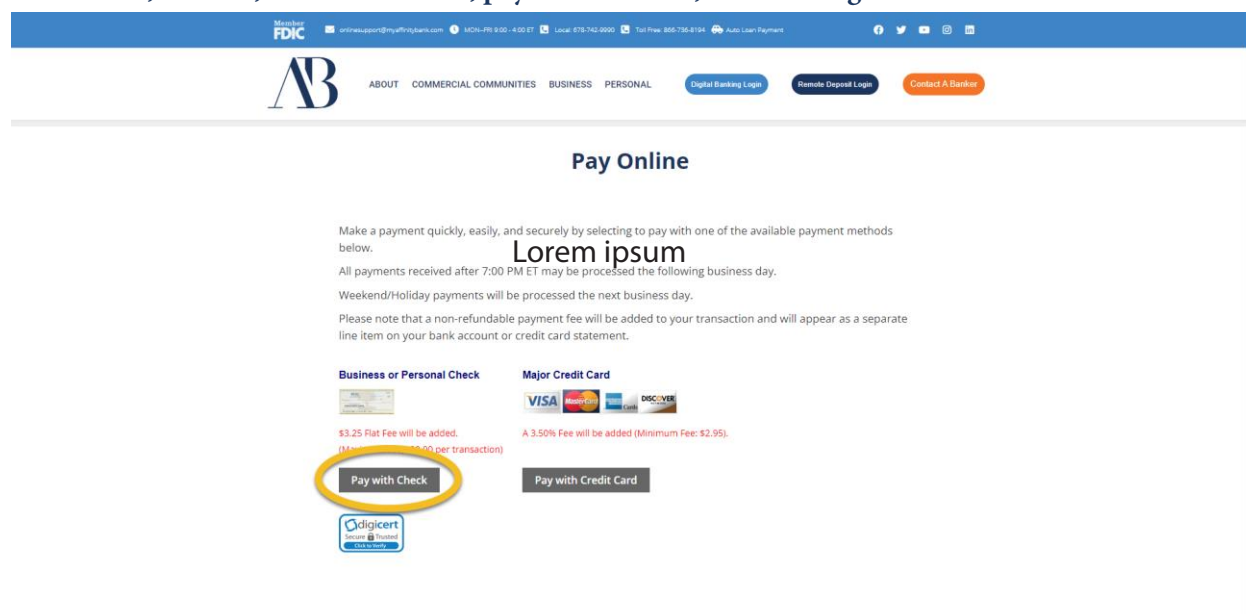
**AB**  
AFFINITY  
— BANK® —

## PAYING AUTO LOAN WITH CHECK OR CARD

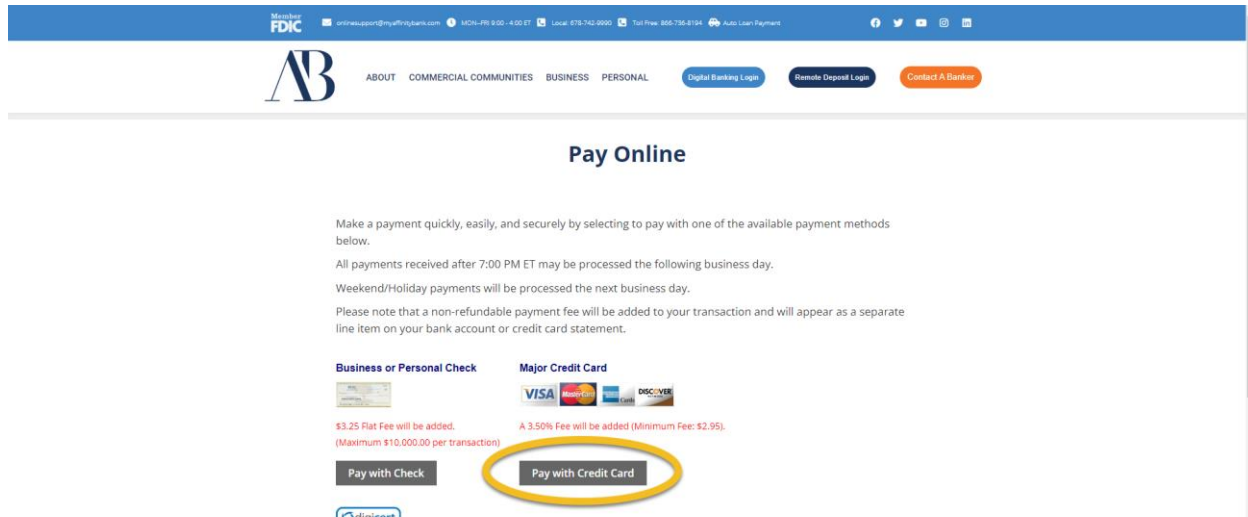
- 1) Visit [www.myaffinitybank.com](http://www.myaffinitybank.com) and select “Auto Loan Payment” at the top right.



- 2) Select you option to pay with check or with credit card. To pay with a check, \$3.25 fee will be applied. (Maximum \$10,000 per transaction).\* On the next screen, enter your name, address, account number, payment amount, and banking account information.



- 5) To pay with a debit or credit card, select the “Pay with Credit Card” option. A 3.5% fee will be added - a minimum fee: \$2.95\*. On the next screen you will enter name, address, account number, amount of payment, and the card information.



- 6) There is an option to select Recurring Payment for both pay with check and with credit card.

#### Recurring Option:

- Yes! Please register me for the recurring program!

By selecting this option, you instruct and authorize us to debit your checking or savings account for the transaction and payment fee amounts entered above according to the schedule selected below. Please call (866) 736-8194 to revoke or modify this recurring payment authorization.

Monthly

Start Date: \*

Number of Payments: \*

**IMPOTANT NOTE:** Be careful when selecting this option if you are paying on a date other than your start date. If so, you'll need to submit this form twice. For example, if today is the January 2<sup>nd</sup> and you want to make a payment now - but in February you want to pay on the 5<sup>th</sup>, -- the form needs to be submitted twice. Next example, if today is January 2<sup>nd</sup> and you want the payment to pull on the 5<sup>th</sup> of every month then you only need to submit this form once. You'll select "Yes!" by the Recurring Options, and then select January 5<sup>th</sup> as your start date.

**Weekends/Holidays:** If your recurring payment day falls on a weekend or a holiday, the payment will pull the next business day.

**Number of Payments:** It is highly recommended that you put the number that matches the term length of your loan. If you have a 72-month loan, then you put "72" in the field.